



2 OPTIONS TO LOG IN

Use your ORCID identifier or...



Log In

Username/Email

Password

Log In

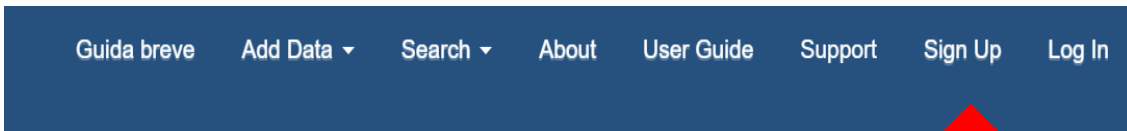
[Forgot your password?](#)

Other options

ORCID



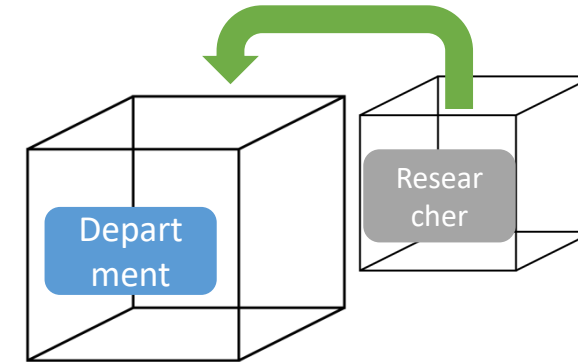
...create a Dataverse account with a chosen email address



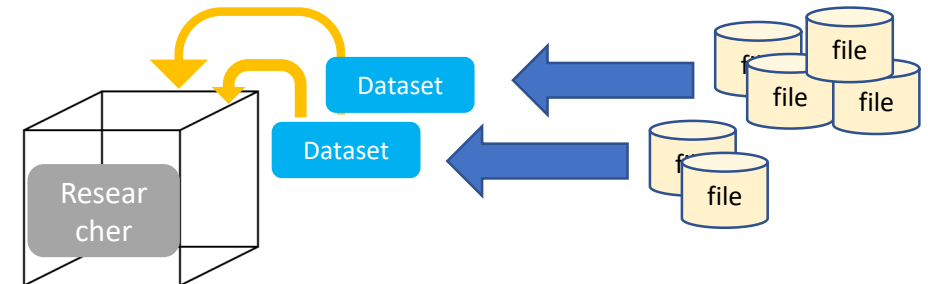
Write to dataverse@unimi.it



Staff creates your dataverse

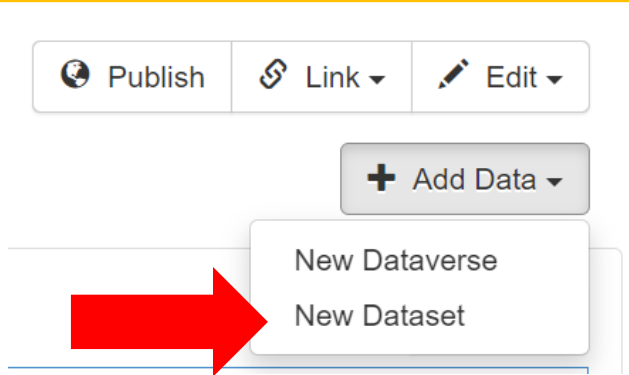


You as manager can start working on it





Create a new dataset

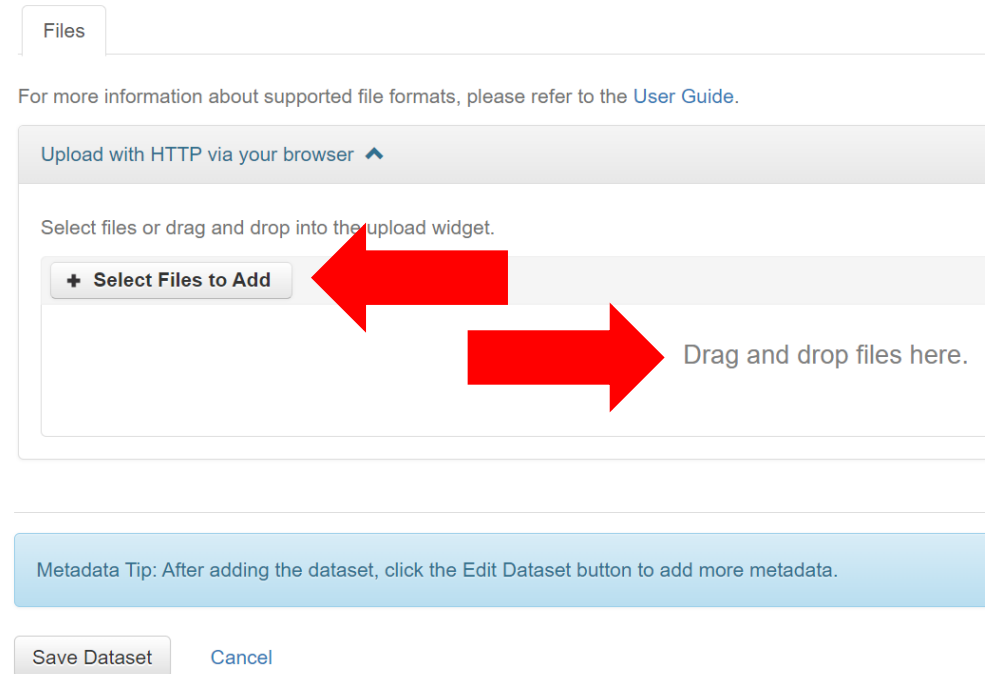


Compile the metadata

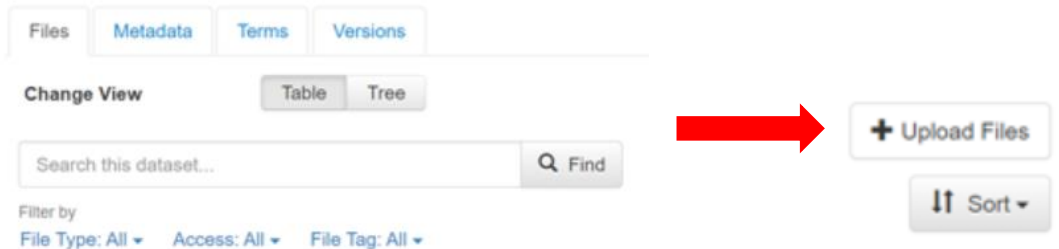
- ❑ These are mandatory:
 - ❑ Dataset Title,
 - ❑ Author,
 - ❑ Contact Email,
 - ❑ Description,
 - ❑ Subject
- ❑ And dataverse will manage:
 - ❑ Depositor,
 - ❑ Deposit date
 - ❑ DOI
- ❑ But you can add:
 - ❑ Keywords,
 - ❑ Related publication
 - ❑ Notes
 - ❑ Data type
 - ❑ Software
 - ❑ Date of collection
 - ❑ Funding information



You can add files during dataset creation, just before saving..



..or later





Before publication you can grant access (e.g. reviewers)

Submit for review

After publication you can share

Share this dataset on your favorite social media networks.



Before submitting for review, please check:

- You have added all the data files
- You have added a readme file
- Your datasets are understandable
- Your data is reusable

After Data@UNIMI staff has published, remember that:

- You can edit your data
- You have to re-submit to make modifications visible
- All previous versions will be available (versioning)

Any doubt? Write to dataverse@unimi.it

