



2 OPTIONS TO LOG IN

Use your ORCID identifier



Log In

Username/Email

Password

Log In

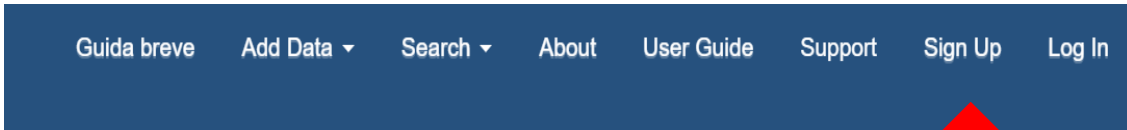
[Forgot your password?](#)

Other options

ORCID



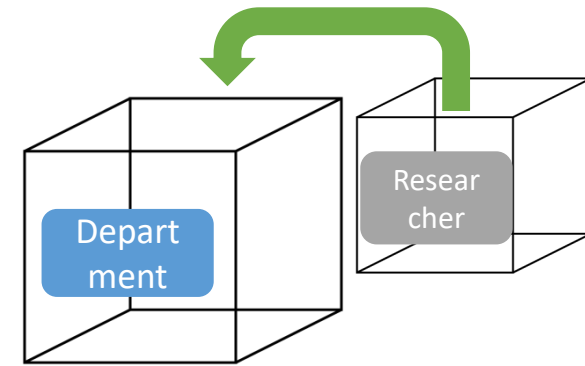
Create a Dataverse account



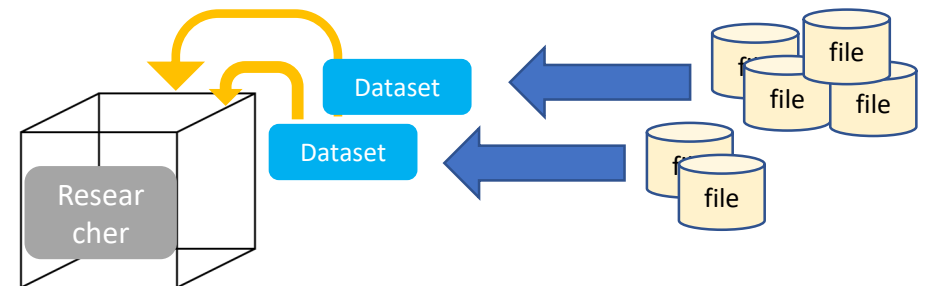
Write to dataverse@unimi.it



Staff creates your dataverse

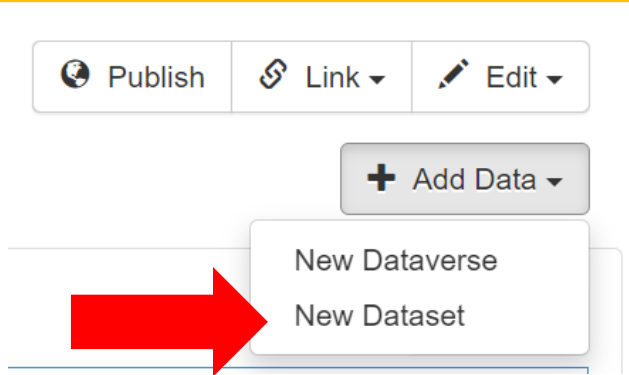


You as admin can start working on it





Create a new dataset



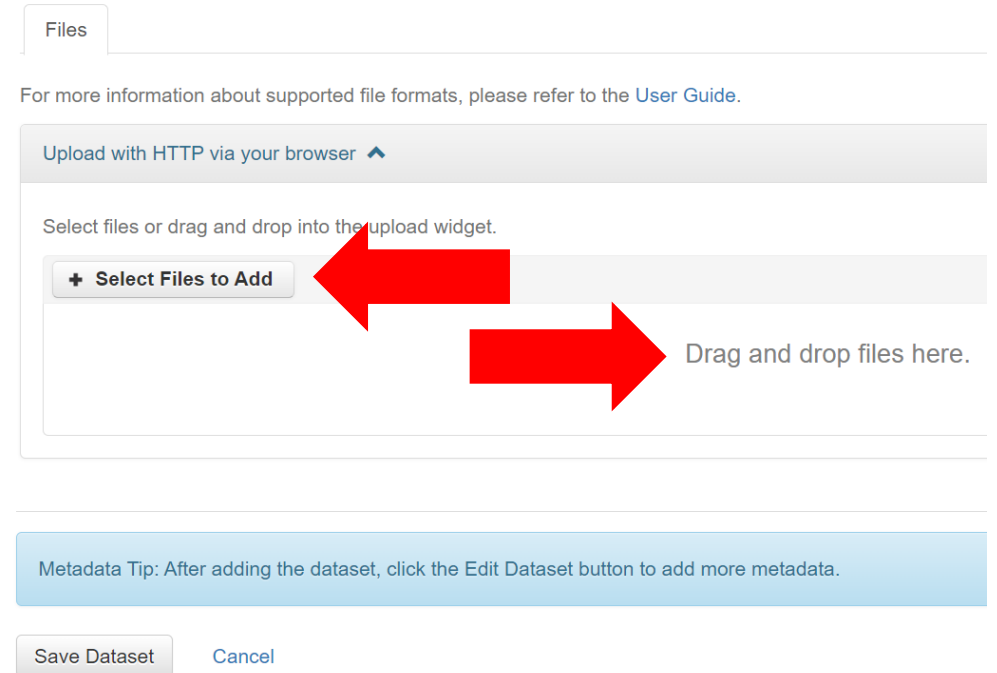
Compile the metadata

- ❑ These are mandatory:
 - ❑ Dataset Title,
 - ❑ Author,
 - ❑ Contact Email,
 - ❑ Description,
 - ❑ Subject
- ❑ But you can add:
 - ❑ Keywords,
 - ❑ Related publications,
 - ❑ Notes
- ❑ And dataverse will manage:
 - ❑ Depositor,
 - ❑ Deposit date,
 - ❑ DOI

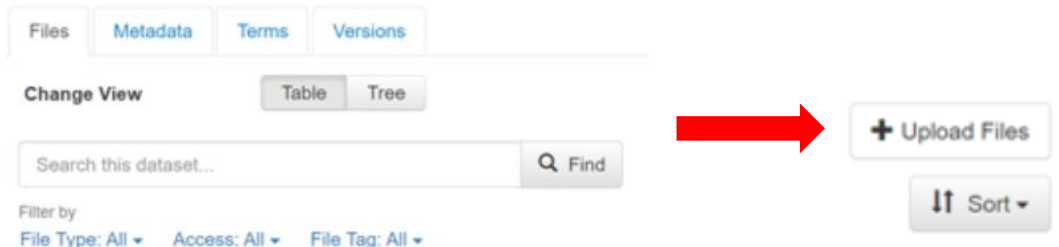
3. Dataset Management



You can add files during dataset creation, just before saving..



..or later



4. File Management



Before publication (e.g. reviewers)

Publication

After publication

Share this dataset on your favorite social media networks.



Before publishing, please check:

- The dataverse containing the dataset must be published
- You have added some files
- Your datasets are understandable
- Your data are reusable

After publishing, remember that:

- You can edit your data
- You have to republish to make modifications visible
- All previous versions will be available (versioning)

Any doubt? Write to dataverse@unimi.it

